

The Colour Game

Title: *Mastering Arabic 1*

Unit number: 11

Topic: Basic colours, masculine/feminine (أسود/سوداء)

Aim: To practise using basic colours to describe objects

Materials needed:

- Print-outs of game board (one per group)
- Regular dice (with numbers 1–6)
- Colour dice with basic colours (from template below or other source)
- Counters

This game is a fun way of revising the basic colours and the special form used for feminine and plural objects.

Step 1

- ✓ Introduce the six basic colours and complete *Mastering Arabic 1*, pages 144–45, including Exercise 8.

Step 2

- ✓ Divide the students into groups. As few as two students or as many as four or five.
- ✓ Give each group a printed game board as attached, one regular dice, one colour dice and a counter for each student.
- ✓ Establish that the board has illustrations of different objects. Some are masculine, some feminine and some plural. Explain that their colour will depend on the colour shown by the colour dice.

Step 3

- ✓ Explain that all players must put their counters on START and then throw the number dice in turn.
- ✓ Each player moves the number of squares indicated by the number dice and then throws the colour dice. He or she must describe the object on which the counter lands, using the colour shown by the colour dice, e.g.:

الكتاب أسود.


الحقيبة زرقاء.

الأقلام حمراء.

- ✓ If the player can describe the object(s) correctly he or she can stay on the square. If not, the counter must be moved back to where it was before the turn.

Step 4

- ✓ Players take turns throwing the dice and moving their counters.
- ✓ A player needs to throw the exact number to land on FINISH first and is then the winner.

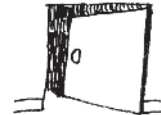
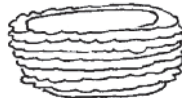

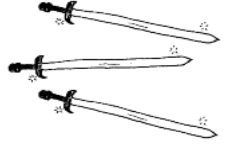


(Template for colour dice)

Downloading or Printing Copies

Teachers, students and parents may make a copy, including a print-out or photocopy, of this material for their own personal, non-commercial use, including for private study or research. Any other use requires the prior written permission of Palgrave Macmillan.

FINISH



START

